



Technical Note

Magnetic Power Control

All implants are shipped with a magnet attached to the implant body. This turns off all the power in the XS mouse implants and puts all other devices in super deep sleep.

The XS mouse implants use a small bar magnet. If the user wishes to reinstall this magnet it must be reinstalled with the marked black end facing the signal leads in the position shown below. If the magnet is not installed in the correct orientation the power will not be turned off. It is also important to only use the supplied magnet. If too large a magnet is used it will damage the internal switch and the implant will be lost.


All other implants are shipped with a bar magnet. Correct placement is required. If the user wishes to reinstall this magnet it must be reinstalled with the marked black towards the top of the implant. If the user wishes to reinstall this magnet it must be placed 90 degrees (opposite side) from antenna and about 0.5cm from the top.

When removing magnets please wait at least 1 minute before trying to communicate with the implant to give enough time for the electronics to reset.


To check that implant is turned off please do a battery check using either Biopac Check Communications or Notocord Check All in the STE Module.




XS




S Flat



M Flat



M



L



L